

## APPLICATION OF FUZZY LOGIC ON IMAGE EDGE DETECTION

Shashank Mathur, Anil Ahlawat

*Abstract:* In this paper a novel method for an application of digital image processing, Edge Detection is developed. The contemporary Fuzzy logic, a key concept of artificial intelligence helps to implement the fuzzy relative pixel value algorithms and helps to find and highlight all the edges associated with an image by checking the relative pixel values and thus provides an algorithm to abridge the concepts of digital image processing and artificial intelligence. Exhaustive scanning of an image using the windowing technique takes place which is subjected to a set of fuzzy conditions for the comparison of pixel values with adjacent pixels to check the pixel magnitude gradient in the window. After the testing of fuzzy conditions the appropriate values are allocated to the pixels in the window under testing to provide an image highlighted with all the associated edges.

*Keywords:* Fuzzy logic, digital image processing, feature extraction.

*ACM Classification Keywords:* I.2 Artificial Intelligence, I.4 Image processing and computer vision

*Conference:* The paper is selected from International Conference "Intelligent Information and Engineering Systems" INFOS 2008, Varna, Bulgaria, June-July 2008

---

### Introduction

Over the years, several methods have been proposed for the image edge detection which is the method of marking points in a digital image where luminous intensity changes sharply for which different type of methodology have been implemented in various applications like traffic speed estimation [I], Image compression [II], and classification of images [III]. Most of the traditional edge-detection algorithms in image processing typically convolute a filter operator and the input image, and then map overlapping input image regions to output signals which lead to considerable loss in edge detection [IV]; however there is no such loss in the fuzzy based method described here. Research has clearly demonstrated that methods involving Gaussian filtering suffer from problems such as edge displacement, vanishing edges and false edges [V]. Another problem faced by few methods like the anisotropic diffusion lies in obtaining the locations of semantically meaningful edges at coarse scales generated by convoluting images with Gaussian kernels [VI]. Methods that involve simple scan line approach are not able to detect all the edges due to limitation of the methodology to trace only the horizontal and vertical neighbors [VII] of a point.

The method described does not implement any thresholding unlike few published methods [VIII] which helps to detect each and every edge associated with the image but introduces fuzzy logic which derives its origin from approximate reasoning for highlighting all the edges associated with an image. The fuzzy relative pixel value algorithm has been developed with the knowledge of vision analysis with low or no illumination [IX], thus making this method optimized for application requiring such methods. The method helps us to detect edges in an image in all cases due to subjection of pixel values to an algorithm involving host of fuzzy conditions for edges associated with an image. The purpose of this paper is to present a new methodology for image edge detection which is undoubtedly one of the most important operations related to low level computer vision, in particular within area of feature extraction with plethora of techniques, each based on a new methodology, having been published. The method described here uses a fuzzy based logic model with the help of which high performance is achieved along with simplicity in resulting model [X]. Fuzzy logic helps to deal with problems with imprecise and vague information and thus helps to create a model for image edge detection as presented here [XI] displaying the accuracy of fuzzy methods in digital image processing [XII].

Methodology

The algorithm described below is based on the subjection of a set of nine pixels, part of a 3x3 window of an image to a set of fuzzy conditions which help to highlight all the edges that are associated with an image. The fuzzy conditions help to test the relative values of pixels which can be present in case of presence on an edge. So the relative pixel values are instrumental in extracting all the edges associated to an image.

The Fuzzy Relative Pixel Value algorithm

The Algorithm begins with reading an MxN image. The first set of nine pixels of a 3x3 window are chosen with central pixel having values (2,2). After the initialization, the pixel values are subjected to the fuzzy conditions for edge existence shown in Fig.1.(a-h). After the subjection of the pixel values to the fuzzy conditions the algorithm generates an intermediate image. It is checked whether all pixels have been checked or now, if not then first the horizontal coordinate pixels are checked. If all horizontal pixels have been checked the vertical pixels are checked else the horizontal pixel is incremented to retrieve the next set of pixels of a window (refer to flowchart shown in Fig.4.). In this manner the window shifts and checks all the pixels in one horizontal line then increments to check the next vertical location.

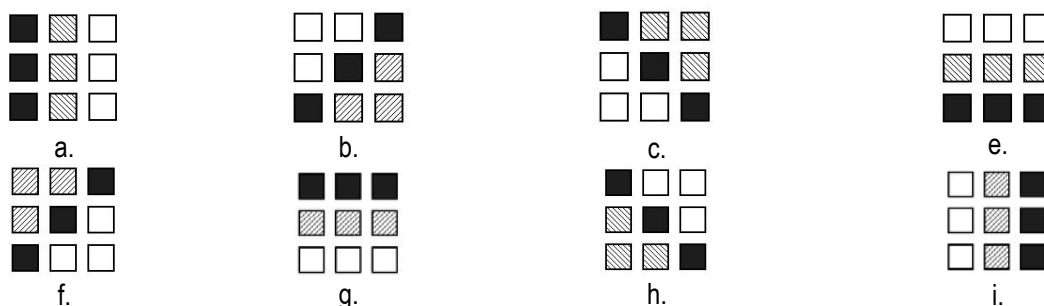


Fig 1(a-h). Fuzzy conditions have been displayed.

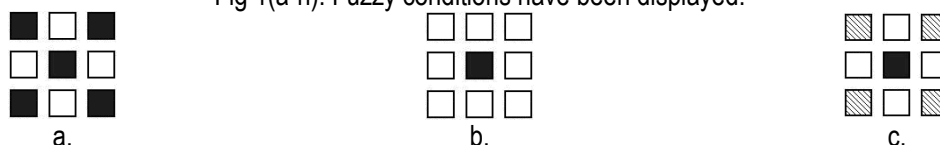
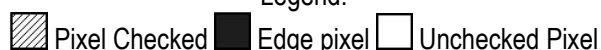


Fig 2. (a,b)Type of unwanted edge pixels (c) Fuzzy condition for removal of unwanted edge pixels.

Legend:



After edge highlighting image is subjected to another set of condition with the help of which the unwanted parts of the output image of type shown in Fig.2.(a-b) are removed to generate an image which contains only the edges associated with the input image. Let us now consider the case of the fuzzy condition displayed in Fig.1. (g). For an input image A and an output image B of size MxN pixels respectively we have the following set of conditions that are implemented to detect the edges pixel values.

```

Input: An image A of MxN pixels
Output: An image B of MxN pixels
Edge Detection (A, B)
For l←2 to M-1
  For J←2to N-1
    If A (l-1, J)>A (l-1, J+1)
      Then If A (l-1, J-1)>A (l, J)
        Then If A (l, J-1)>A (l+1, J-1)
          Then
            B (l-1, J+1) ←0
            B (l, J) ←0
    
```

```


                                B (I+1, J-1) ← 0
        End For
    End For
    For I ← 2 to M-1
        For J ← 2 to N-1
            If B(I-1,J)=255 & B(I,J)=0 & B(I+1,J)=255 & B(I,J-1)=255
                Then B (I, J) ← 255
            End For
        End For
    End For

```

We can observe in the above algorithm written for a particular fuzzy condition that the nesting of statements is done in a manner that only the edge associated pixels are granted black pixel values. The application of fuzzy conditions on the image helps to highlight all the edges associated with it but do leave unnecessary pixel values which only distort the edge values. To eliminate these unwanted edge pixels another fuzzy condition is implemented to enhance the working of the fuzzy relative pixel value algorithm. With the help of these set of conditions the algorithm is able to eliminate all the noisy pixels and filters out the edges to provide us with a clean output image with all the distinct edges associated with that image.



a. Input Image



b. Intermediate Image



c. Output Image

## Experimental Results

The fuzzy relative pixel value algorithm for image edge detection was tested for various images and the outputs were compared to the existing edge detection algorithms and it was observed that the outputs of this algorithm provide much more distinct marked edges and thus have better visual appearance than the ones that are being used. The sample output shown below in Fig.5.(a-c) compares the "Sobel" Edge detection algorithm and the fuzzy relative pixel value algorithm. It can be observed that the output that has been generated by the fuzzy method has found out the edges of the image more distinctly as compared to the ones that have been found out by the "sobel" edge detection algorithm. Thus the Fuzzy relative pixel value algorithm provides better edge detection and has an exhaustive set of fuzzy conditions which helps to extract the edges with a very high efficiency.



a. Input Image



b. Sobel algorithm



c. Fuzzy relative pixel value algorithm

Fig 5(a-c). Comparison of Fuzzy relative pixel value algorithm and Sobel edge detection algorithm.

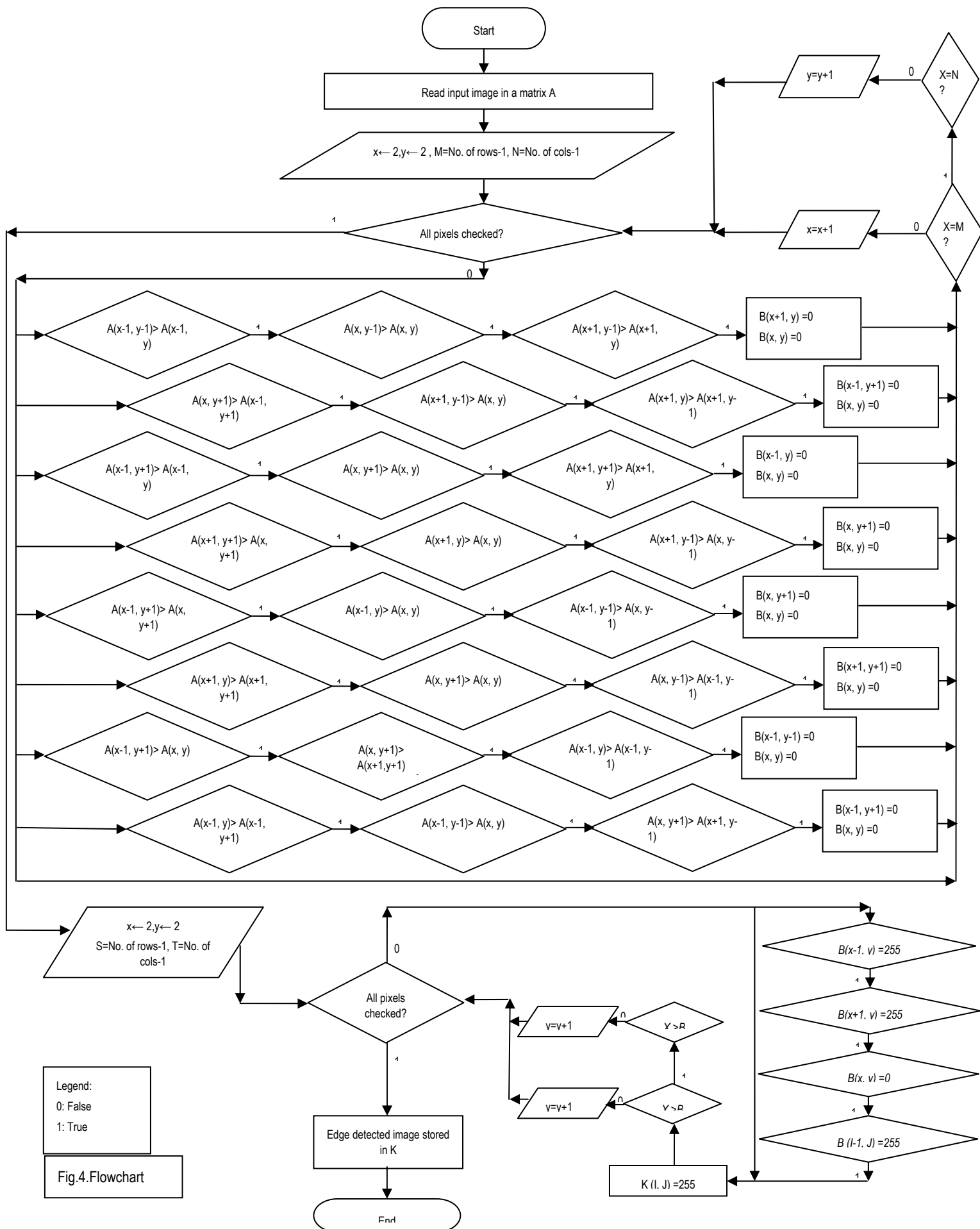


Fig.3.Flowchart

Fig.4.Flowchart

---

## Conclusion

---

In this paper, the algorithm to find the edges associated with an image had been introduced which has been instrumental to abridge the concepts of artificial intelligence and digital image processing. Comparisons were made amongst the various other edge detection algorithms that have already been developed and displayed the accuracy of the edge detection using the fuzzy relative pixel value algorithm over the other algorithms which has tremendous scope of application in various areas of digital image processing. The image edge detection using fuzzy relative pixel value algorithm has been successful in obtaining the edges that are present in an image after the implementation and execution of the algorithms with various sets of images. Sample outputs have been shown to make the readers understand the accuracy of the algorithm and the display that the algorithm can find image edges even in case of minor pixel value gradients.

---

## Bibliography

---

- [I.] Dailey D. J., Cathey F. W. and Pumrin S. 2000. An Algorithm to Estimate Mean Traffic Speed Using Uncalibrated Cameras. In proceedings of IEEE Transactions on intelligent transport systems, Vol. 1.
- [II.] Desai U. Y., Mizuki M. M., Masaki I., and Berthold K.P. 1996. Edge and Mean Based Image Compression. Massachusetts institute of technology artificial intelligence laboratory .A.I. Memo No. 1584.
- [III.] Rafkind B., Lee M., Shih-Fu and Yu C. H. 2006. Exploring Text and Image Features to Classify Images in Bioscience Literature. In Proceedings of the BioNLP Workshop on Linking Natural Language Processing and Biology at HLT-NAACL 06, pages 73–80, New York City.
- [IV.] Roka A., Csapó Á., Reskó B., Baranyi P. 2007. Edge Detection Model Based on Involuntary Eye Movements of the Eye-Retina System. Acta Polytechnica Hungarica Vol. 4.
- [V.] Basu M. 2002. Gaussian-Based Edge-Detection Methods—A Survey. In proceedings of IEEE Transactions on systems, man and cybernetics-Part C: Applications and reviews, Vol. 32, No. 3.
- [VI.] Perona P., Malik J. 1990. Scale-Space and Edge Detection Using Anisotropic Diffusion. In proceedings of IEEE Transactions on pattern analysis and machine intelligence, Vol. 12, No. 7.
- [VII.] Jiang X., Bunke H. 1999. Edge Detection in Range Images Based on Scan Line Approximation. Computer Vision and Image Understanding Vol. 73, No. 2, February, pp. 183–199.
- [VIII.] Meer P. 2001. Edge Detection with Embedded Confidence. IEEE Transactions on pattern analysis and machine intelligence, Vol. 23, No. 12.
- [IX.] Wang C. W. 2006. Real Time Sobel Square Edge Detector for Night Vision Analysis. ICIAR 2006, LNCS 4141, pp. 404 – 413.
- [X.] Desai Y. U, Mizuki M. M., Masaki I., Berthold Horn K. P .The application of fuzzy logic to the construction of the ranking function of information retrieval system n.o.rumbens. Computer Modeling and New Technologies, 2006, Vol.10, No.1, 20-27, Artificial intelligence laboratory, Massachusetts Institute of Technology.
- [XI.] Stefano B. D., Fuks' H. and Lawniczak A. T. 2000. Application of fuzzy logic in CA/LGCA models as a way of dealing with imprecise and vague data, IEEE 2000
- [XII.] Chen Y., 2002. A region-based fuzzy feature matching approach to content based image retrieval. In proceedings of IEEE Transactions on pattern analysis and machine intelligence, VOL 24, NO. 9.

---

## Authors' Information

---

*Shashank Narain Mathur – Bachelors of Technology (Computer Science Engineering), Amity School of Engineering and Technology affiliated to Guru Gobind Singh Indraprastha University, New Delhi, India.*

*Email: [shashanknarainmathur@yahoo.com](mailto:shashanknarainmathur@yahoo.com)*

*Anil Kumar Ahlawat – Department of Computer Science Engineering, Amity School of Engineering and Technology affiliated to Guru Gobind Singh Indraprastha University, New Delhi, India.*

*Email: [a\\_anil2000@yahoo.com](mailto:a_anil2000@yahoo.com)*